


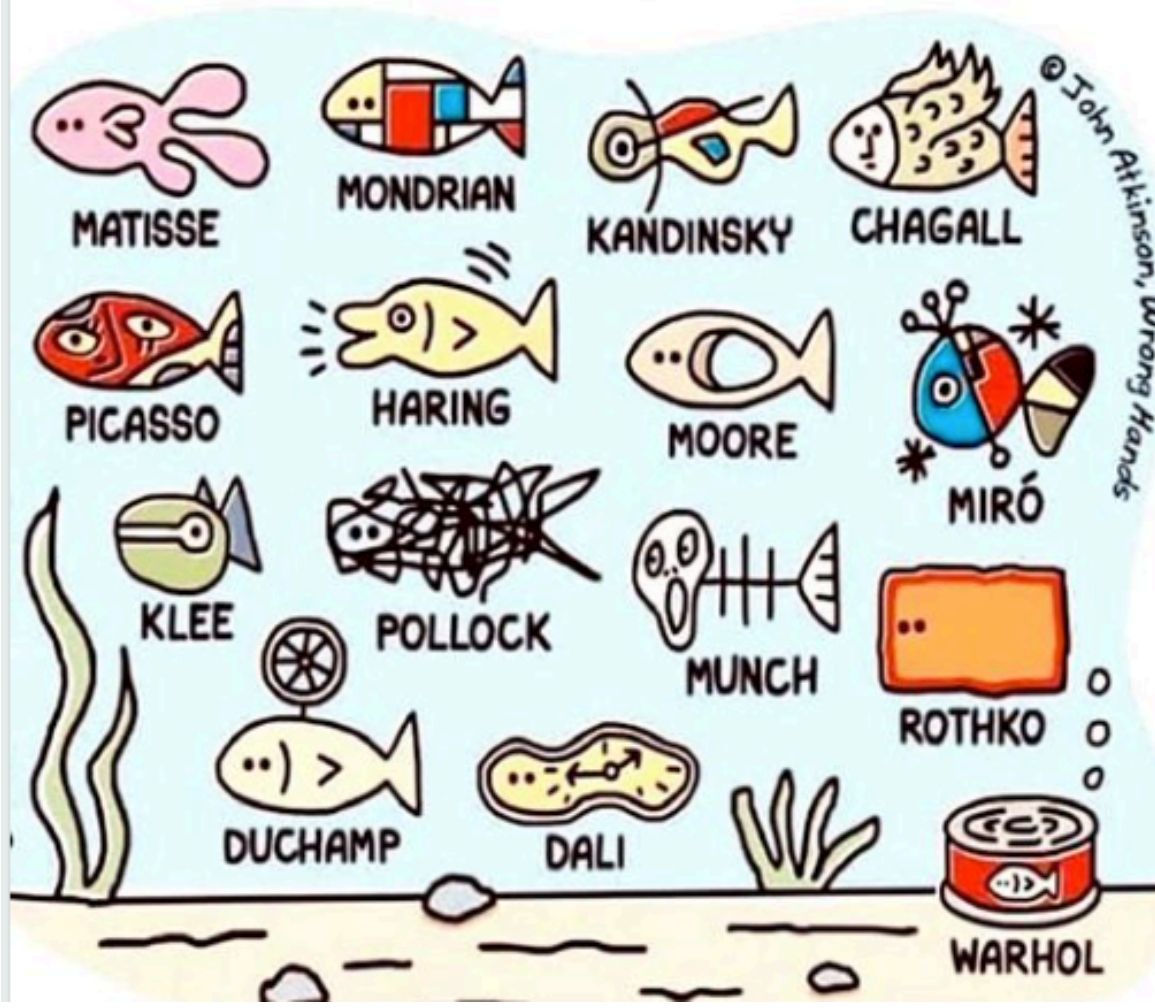
Activity #1 DRAWING OWLS!

WASHINGTON SCHOOL – OWLS DRAWN IN FAMOUS ARTISTS STYLES!



Look at the IMAGES BELOW TO SEE HOW ANY ANIMAL CAN BE DRAWN IN AN ARTISTS STYLE! I DECIDED TO TRY DRAWING OWLS AS WASHINGTON'S SCHOOL OF OWLS INSTEAD OF FISH!!

art school of fish




Activity #2A OBJECT PHOTO ROBOTS

Materials: Use any kind of objects that you can safely arrange to create a robot. Make sure to ask adults at home if you can use the objects and be sure to put them back where you found them. 😊 So here we go...



- 1 Lets Build a Robot! Look around your space for objects that can be used to describe a Robot.
- 2 If your Robot has Arms or Legs, finding identical objects can allow for symmetry!
- 3 Place all of your objects on a flat surface in order to arrange them.




Most Importantly:

- You need your imagination!
- How do the objects go together to “look” like a robot?
- Take some photos with a phone camera, camera, or computer device that has photo taking options.

- Save the photos you like and delete the ones you don't. Then send Mrs.

Moore a favorite or two to share your ideas!

Activity #2B DRAWING A ROBOT!



TRY DRAWING A ROBOT WITH THE SHAPES THAT YOU SEE IN THIS IMAGE.

- 1) Start with a square with rounded corners for the head
- 2) Then add a neck
- 3) Then add the body. See how the body has angled lines it is not exactly square
- 4) Then add legs by stacking drawings of squares and rectangles
- 5) Next add arms with angled lines.
- 6) Last add hands. Maybe your robot hands are not circle style like this one?

Activity #3 Thinking about Nature because it is Spring!

CLICK ON THE LINK BELOW TO VIEW THESE 😊

<https://www.coloringnature.org>



Color the World!
www.coloringnature.org

Coloring Nature is for children and adults. We have more than **675 FREE printable coloring pages** with new pages added weekly. Our coloring categories include serious science: biomes, anatomy, animals, plants and more, plus some pure whimsy – just for fun. Now that you’ve found us, please *share the link* with friends and family. *Have fun coloring!*

Please Note: These coloring pages are free to print and color, however, they are copyrighted illustrations and may not be altered or used in other publications without written permission from the publisher. To use any illustrations for commercial product development, see our [licensing information](#) or email us at: info@coloringnature.org.

 Amphibians	 Animal Homes	 Animals (Cartoon)
		



**THERE ARE HUNDREDS OF
IMAGES TO LOOK at and ADD
COLOR!**

**HAVE FUN viewing THE
AMAZING NATURE IMAGES 😊**

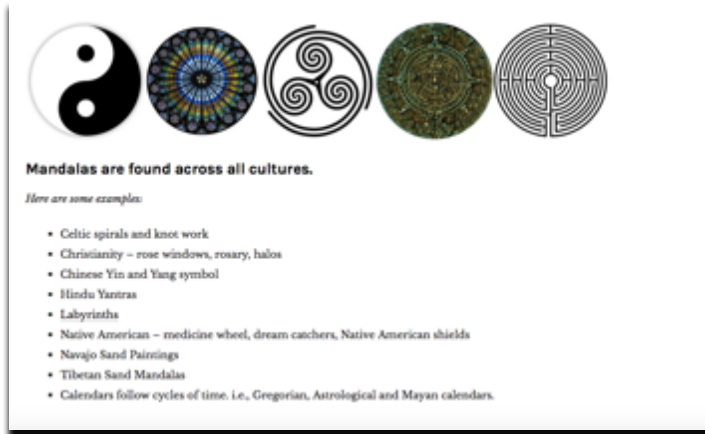
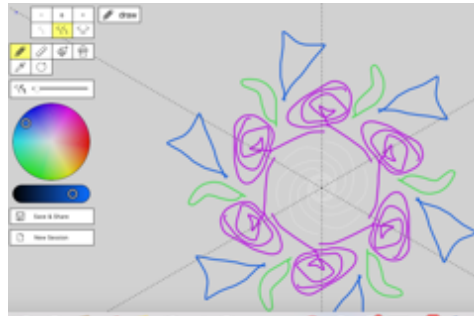
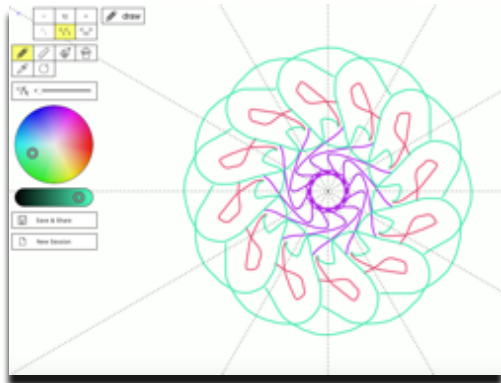
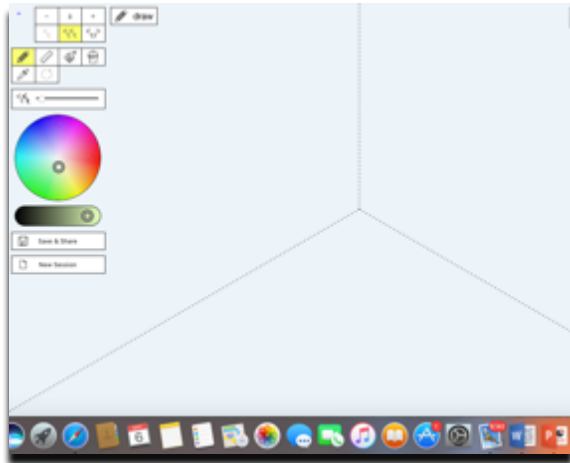
Activity #4 Computer Design MANDALAS

<https://www.mandalagaba.com/#mGa2il>

Click on the Website to your left.

This opens an easy site to use and create FUN, COLORFUL, AND VERY AMAZING Mandala DESIGNS.

There is a simple way to do this on the site.



DRAWING mandalas

Please upload on TEAMS or email images that you have created. This website is fun and easy to use!

Enjoy 😊

Miss you very much! Be creative, stay healthy & STRONG! Mrs. Moore

My email is: mooreco@springfieldpublicschools.com